



**B A I N B R I D G E**  
**Community Foundation**

*Inspiring Philanthropy*



2013 BCF Community Grant Cycle Grant to Parks Department for their Outdoor Program Gear

# 2014 Grantmaking Final Report

# Welcome

---

The BCF Grants Committee is pleased to present its year-end report that:

- Summarizes a year of development and refinement in BCF grantmaking during 2014
- Highlights 2014 grantmaking events and activities
- Identifies new practices and improvements in BCF's grantmaking process
- Summarizes BCF's grantmaking activities in 2014 and compares 2014 to previous years
- Provides information on the impact of grants made during the 2013 Community Grants Cycle and 2013 Capacity Building Grants Program

This year the Foundation continued to develop and refine its grantmaking process, and expanded to include more donor-partners and community volunteers in the Community Grants Cycle (CGC) than ever before. A leading steward of the Bainbridge Island nonprofit community, this high level of community engagement reflects the value the Bainbridge Community Foundation places on inclusivity, volunteerism, and collaborative support.





## 2014, A year of growth for BCF

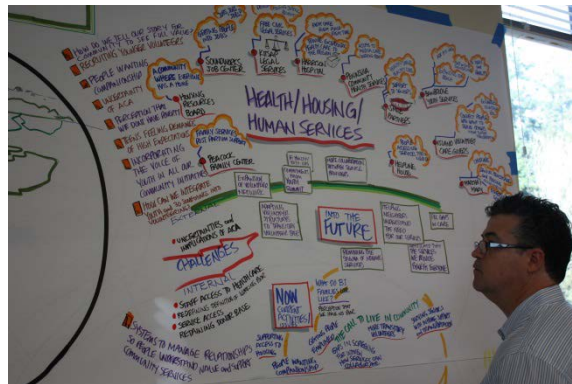
### 2014 Grantmaking

- Total grants awarded: \$371,320
- Number of Donor Advised Fund (DAF) grants: 120
- Largest grant awarded: \$23,000
- Number of partners in Community Grants Cycle (CGC): 16 (plus board, staff & private donations)
- Number of Community Grants Cycle Grant Evaluation Team members: 22
- Number of Capacity Grants Awarded: 4

### Activities/Events

The year 2014 proved to be a busy year of growth and development, and included the following events and activities:

- **Community Nonprofit Survey** (February) – The third survey was held in 2014, this event continues to help educate BCF and its partner grant makers about the needs, strengths, and challenges of the Bainbridge Island nonprofit community and the individuals they serve.



Participants, and Tim Corey (graphic facilitator) in the 2014 Annual Nonprofit Survey

- **Community Grants Cycle** (February to June) - The 2014 CGC made 43 grants totaling \$165,109 to organizations serving Bainbridge Island residents. Funding sources included: \$59,869 BCF Discretionary and other funds, \$3,100 Trustee Award, and \$102,140 Partner Funding. Grant requests for 2014 ranged from \$1,000 to \$10,000. The CGC Team continued to expand, numbering 22 members in 2014. For the first time, the CGC Team was divided into four subgroups to provide more detailed review of grant requests. The CGC scoring matrix was also revised. Once again, the CGC set a new record for largest number of donor partners in BCF CFC history: in 2014, the CGC partnered with 13 DAFs and 3 private foundations (the standing record, set last year, was 11 DAFs and 1 foundation). In 2013 for the first time, a portion of the designated CGC funds were reserved to be awarded during a separate capacity building grant opportunity in the fall. In 2014, BCF budgeted \$5,000 toward the Capacity Building Grant Program.
- **Nonprofit Celebration** (July) – BCF partnered with One Call For All at this event celebrating the work of Bainbridge Island nonprofits, and publicly announced the recipients of BCF's 2014 CGC awards.

- **Participation in Kitsap Coordinated Grant Recommendation Committee** (September) – Debbie Kuffel, BCF’s Grants and Donor Services Administrator, once again represented Bainbridge Island at this county-wide grant process (a joint effort of the City of Bremerton, the Kitsap County Community Development Block Grant Programs, and the Kitsap Regional Coordinating Council Homeless & Affordable Housing Grant Programs) to distribute over \$1.2 million in local, state, and federal funds. Kuffel’s volunteer work with this Committee provides BCF more information about needs and grantmaking priorities in the county.



**BCF Nonprofit Celebration, July 2014**

- **Philanthropy Celebration** (September) – Now in its sixth year, the Philanthropy Celebration recognized and honored the work of local residents for their inspiring acts of generosity and volunteerism. In 2014, BCF’s Celebration honored the following individuals and business:

**David and Joyce Veterane** – *Outstanding Bainbridge Philanthropists*

**Tally Black-Brown** – *Outstanding Young Philanthropist*

**Maxsena Butler** – *Outstanding Young Philanthropist*

**Meghan Camp** – *Outstanding Young Philanthropist*

**Matias Francis** – *Outstanding Young Philanthropist*

**Ben LaRoche** – *Outstanding Young Philanthropist*

**Lucas Weyand** – *Outstanding Young Philanthropist*

**Lydia Weyand** – *Outstanding Young Philanthropist*

**Island Fitness** – *Outstanding Philanthropic Business*

- **Trainings for Nonprofits to help improve capacity** – In order to ensure healthy and sustainable nonprofit organizations, BCF partnered with One Call For All to sponsor two trainings. The first ***Tips for Creating and Implementing a Development Plan*** provided guidance and tools for creating the right fundraising plan for a nonprofit. This event focused on nonprofit development for professionals and volunteers. The second, ***Best Practices for Nonprofit Board Members***, discussed some of the most important issues and trends facing Board Members today from a legal, accounting, and investment perspective.
- **Capacity Building Grant Program** (Oct-Dec) - This granting program, in its second year, addresses a consistent, critical need identified through BCF’s annual survey: technical assistance and professional development in the areas of fundraising, marketing, and governance. With this program, the Foundation partners with committed organizations engaged in meaningful work to produce improvements in the areas of administration, governance, communications, and/or fundraising. In 2014, BCF made grants to five nonprofit organizations through its Capacity Building Grants Program, totaling \$5,000.

# Community Grant Cycle Practices

- **Online Application** - BCF uses *Common Grant Application* a cloud-based system for application, review, and grantmaking reporting. This practice has streamlined the BCF granting process by eliminating the need for LOIs as the application automatically screens applications for appropriate proposals.
- **Application Limits** – Last year the board approved a policy of limiting organizations to making one grant requests, a change that encouraged collaboration and prioritization of an organization’s needs. This year, BCF established financial parameters for its grants, capping all grant proposals to a maximum request of \$10,000, and pledging a minimum grant of at least \$1,000 to all funded projects and organizations. These limits were instituted out of consideration for the time investment involved in the grantmaking process – by both BCF and its grantee organizations. The minimum figure limits the number of proposals to those of sufficient scope to be worth the time investment of organizations preparing proposals and that of BCF in reviewing them. The dollar maximum limit prevents organizations from preparing proposals beyond the scope of BCF’s current grantmaking.

*“Our little community is getting bigger, as are the problems that come our way. We must work as a community to better approach these complex issues, and we appreciate BCF’s forward-looking vision of who and what constitutes community.”*



- **Standardized Categories** – In order to align BCF data with national reporting data, BCF grant proposals are sorted according to the following seven classifications defined by the National Taxonomy of Exempt Entities (NTEE):

Animals	Health, Housing & Human Services
Arts, Culture & Humanities	Public / Society Benefit
Education	Recreation
Environment	

- **Clear Roles** – Last year, BCF created a formal job description to aid the grants committee in recruiting new team members, particularly when approaching people who were new to BCF. This description is now included in the CGC handbook.
- **Diverse Expertise** – In 2014, the CGC Team expanded to 22 members (including staff), the largest Team in BCF’s history. Expanding the size of the CGC team allowed BCF to recruit new members with myriad skills and diverse backgrounds, and to engage in comprehensive analytical discussion during the process of reviewing and prioritizing grant requests. The larger CGC Team also freed up staff time and made site visit scheduling easier and more consistent.
- **Sector-Based Review** – For the first time, the CGC Team was divided into four subgroups. Each subgroup focused on grant proposals received from a single funding sector (or a group of related funding sectors). The four funding sectors were defined as follows:

- (1) Arts, Culture, and Humanities
- (2) Environment, Animals, and Recreation
- (3) Health, Housing, and Human Services
- (4) Education and Public/Society Benefit

Each subgroup was dedicated to reviewing and prioritizing grant proposals received from organizations working in a particular funding sector. The committee subgroup members then met to make funding recommendations for their particular sector to the CGC Team. This new approach to reviewing and prioritizing grant proposals allowed the CGC to provide more in-depth and detailed attention to proposals than ever before. To ensure consistency, each subgroup was chaired by a Board Grants Committee member.

- **Refined Scoring** – Last year, BCF developed a numerical scoring matrix for use by all CGC Team members in their review of grant proposals. Based on feedback received from the CGC Team, in 2014 this scoring matrix was revised in order to make evaluation standards more objective.

## 2014 Community Grants Cycle Evaluation Team

Bainbridge Community Foundation would like to thank the people who served on the Community Grants Cycle Team:

Lynn Agnew, Co-Chair\*  
Jean Casey  
Maria Drury  
Theona Jundanian  
Shel Klasky\*  
Wendy O'Connor\*  
Channie Peters\*\*  
Marina Worsley

Cris Beattie  
Paul Carroll\*  
Jola Greiner\*  
Judy Karr\*  
Debbie Kuffel, staff  
Paul Pearson  
Rosemary Shaw

Dina Campeau  
Harriet Davis  
Jim Hopper, staff  
Mary Kerr, Co-Chair  
Carla Mackey  
Anna Neff  
Carol White\*\*

\*2014 BCF Board Member

\*\* Former BCF Board Member

## 2014 Community Grants Cycle Awardees

Bainbridge Artisan Resource  
Network

Bainbridge Arts & Crafts

Bainbridge Chorale

Bainbridge Historical Society

Bainbridge Island Arts &  
Humanities

Bainbridge Island Downtown  
Association

Bainbridge Island Land Trust

Bainbridge Island Museum of Art

Bainbridge Island Parks  
Foundation (for Lynwood  
Community Market)

Bainbridge Performing Arts

Bainbridge Schools Foundation

Bainbridge Youth Services

BI Child Care Centers

BI Special Needs Foundation

Bloedel Reserve

Boys & Girls Club (Bainbridge)

Friends of the Farms

Hope House

Hospice of Kitsap County

Housing Resource Board

Hyla Middle School

Island Theater

Island Time Activities

Island Volunteer Caregivers

IslandWood

Kid's Discovery Museum

Kitsap Adult Center for Education

Kitsap Dispute Resolution

Kitsap Humane Society

Kitsap Legal Services

Lynwood Community Market

Martha & Mary

North Kitsap Fishline

One Call for All

Ovation! Musical Theatre

Bainbridge

PAWS

Peacock Family Center

Salish Sea Expeditions

Sustainable Bainbridge

The Bicycle Alliance

The Carter Center

The Coffee Oasis

Washington State Smile Partners

West Sound Wildlife Shelter

West Sound Youth For Christ

YWCA of Kitsap County (Alive  
Program)

## Other 2014 Grant Recipients

AARP Foundation

Bainbridge Island Rowing

Bainbridge Public Library

Beechwood School- California  
Family

Ben Towne Pediatric Cancer  
Research

Central Washington University  
Childhaven

Conservation NW

DigiPen Institute of Technology

Doctors without Borders

Facing the Future

Fred Hutchinson Cancer Research  
Center

Helpline House

KBTC Association

KCTS 9

Kitsap Community Foundation

KUOW

Madrona School

Methow Conservancy

Mobility Impaired Golf Association

Olympic Music Festival

Operation Nightwatch

Orca Network

Oxfam-America

Pacific University

Planned Parenthood

Rainier Scholars

Raising Resilience

Rotary of Bainbridge Island Trust

Seattle Public Library Foundation

Snow Leopard Trust

Southern Poverty Law

The Julliard School

Trust for Public Land (Washington  
State)

U.S. Holocaust Memorial Museum

University of Hawaii - Manoa

Washington Trails Association

Western Washington University

Yes! Magazine



# Review of 2013 Community Grants Cycle

## General Information

During fall of 2014, final grant reports were received by BCF from the nonprofit organizations that received funding through the 2013 annual Community Grants Cycle. These reports showed the following:

- Total amount granted in 2013 through the Community Grants Cycle (CGC): \$139,166
- Grant range: \$750 - \$6,825
- Average grant amount: \$2,840
- Total number of grants awarded in the 2013 CGC: 49 grants, to 46 organizations
- Number of fully-funded proposals: 23
- All but two organizations met the expectations of the grant

## Impact of Funding

Through our 2013 Community Grant Cycle funding, BCF was able to help organizations accomplish the following:

- Helped 95 households keep their homes, provided financial assistance to 18 households for first month's rent/deposit expenses, and helped 65 households find emergency shelter housing (and 77% of these households successfully managed to later transition to stable, affordable housing). **(North Kitsap Fishline Food Bank)**
- Acquired a starter fleet of 9 community mountain bikes and a bike trailer to eliminate barriers (the prohibitive cost of equipment) to youth mountain biking. In its first year, 270 youth participants took advantage of the community bikes, and the bike trailer was used 49 times. **(Bainbridge Island Metro Parks & Rec – Outdoor Programs)**
- 133 people attended the 2013 Summer Sings event, and five new members joined the Chorale. **(Bainbridge Chorale)**
- A series of eight lectures, with attendance ranging from 40 to over 100 guests at each lecture, were held on the topic of Building a Sustainable Economy. **(Bainbridge Graduate Institute)**
- A "Book Bag Library" provided older children with multimedia tools for developing sequencing, storytelling, and memory skills. **(Bainbridge Island Child Care Centers)**
- Two new physical exhibits (one indoor and one outdoor) were created; new virtual museum exhibits were launched online; 1,391 new donations were accessioned; and 12,129 visitors attended (compared to 8,423 in 2012). **(Bainbridge Island Historical Museum)**
- 24 local youth were employed for 18 days to clear 2,689 trees and 11,000 square feet of ground of English ivy. In addition, over 480 acres of land were monitored and searched for selective removal of English ivy, holly, laurel and perennial pepper weed. **(Bainbridge Island Land Trust)**
- A retrospective exhibition was hosted to feature the life's work of a local artist. This exhibit was supported with educational programs, including a panel discussion and docent tours in which the artist herself participated, and an 88-page full-color book on the artist's life and work was produced. **(Bainbridge Island Museum of Art)**

*"Eric and Allison both completed job training internships and successfully graduated from Bainbridge High School this year. Allison said her success on the job site encouraged her to finish strong in school. Eric just wanted a job when he began case management, but now wants to continue his education. Accomplishing small goals encourage youth to reach further, take steps forward, and have a positive view of their future."*





- An Automatic External Defibrillator unit was installed, and staff were professionally trained in its use, to provide instant medical attention if any patron should suffer sudden cardiac arrest. **(Bainbridge Performing Arts)**
- Renovation and furniture upgrades (of special equipment carts, storage units, and tables) were provided for the meeting room used by the Visually Impaired Persons support group. **(Bainbridge Public Library)**
- A year of planning the design and implementation of a collaborative community art project that enhances programs in the K-4 public schools within the Bainbridge Island School District and at the Kids' Discovery Museum, with a culminating exhibit at the Bainbridge Island Museum of Art. **(Bainbridge Schools Foundation)**
- The introduction of Robotics classes will bring hundreds of Bainbridge Island elementary students into contact with robots. **(Bainbridge Schools Foundation)**
- A comprehensive, community-wide approach to improve the emotional and mental health of Bainbridge adolescents was launched, connecting teens and parents in more than 750 families to free, confidential mental health counseling through social media. **(Bainbridge Youth Services)**
- 40 middle school students joined a new afterschool program that provided them dynamic educational and recreational enrichment, including digital technologies, community service, academic support, and other activities. Of these students, a core group of 20 regular attendees were partnered with adult mentors and supportive peers. **(Bainbridge Island Boys and Girls Club)**
- A new fleet of eight Flying Junior racing sailboats was acquired for use by Bainbridge High School's very popular Sailing Team. **(Friends of Bainbridge Island High School Sailing)**
- 35 middle school students participated in conflict skills training. **(Dispute Resolution Center of Kitsap County)**
- 470 people (including 380 children) were provided with milk every month. **(Helpline House)**
- 729 homeless youth attended Oasis Center, 62 attended job preparation classes, 17 completed job training internships and 25 acquired employment. **(The Coffee Oasis)**
- 14 short plays (several penned by first-time playwrights) were presented over two nights to full houses at the Bainbridge Performing Arts facility. **(Island Theatre)**
- Over 135 volunteers spent 5,177 hours providing 2,568 direct services to approximately 200 care receivers (compared to 1,433 services provided the previous year). **(Island Volunteer Caregivers)**
- 5,713 people attended 26 events designed to engage a diverse cross section of the Bainbridge Island population in stimulating activities that connected them to the natural world and each other. **(IslandWood)**
- 4,407 pets (2,073 shelter pets and 2,334 pets living in low-income households) were surgically sterilized to reduce overpopulation. **(Kitsap Humane Society)**
- 26 new attorney volunteers and 34 new non-attorney volunteers provided their services to 49 clients (approximately 40% of whom are seniors) at Bainbridge's free legal clinic. **(Kitsap Legal Services)**
- Specialty therapy services were provided to two Bainbridge-Island families who were unable to leave the Island to receive this important support. **(Kitsap Sexual Assault Center)**
- Two new state-of-the-art pet adoption facilities were opened, increasing capacity for care and adoption of cats and kittens; 87 litters of kittens were rescued from high kill shelters in the region this year. **(PAWS)**
- Scholarships bridged the gap between Washington State's DSHS subsidy for low-income families and the actual cost of child care, providing quality childcare and early development enrichment for 15 families. **(Peacock Family Center)**
- 83 seniors made 104 visits to receive 276 unique dental services as part of the Smiles for Life program. By contrast, last year 76 seniors made 73 visits to receive only 170 services. **(Washington State Smile Partners)**

*“Julian, a 27 year old with autism, lives with his two working parents and works with a job coach performing computer work at the local children’s museum ... Julian’s job coach suggested ITA to Julian’s parents to help with communication and basic hygiene issues, which were presenting a problem for Julian at work. ITA ... set up a program for Julian to aid in improving his social and communication skills and implement self-care routines, including washing and ironing clothes, preparing simple meals, and basic grooming/hygiene skills. With ITA, Julian attends community events and museums, shops at local markets, hikes, and attends reading groups. ITA also worked with Julian’s job coach to obtain an iPad, in order to overcome some of the communication challenges inherent in autism.”*





- 14 youth secured and maintained housing (compared to 7 in 2012), which helped them to stay enrolled in post-secondary education, maintain employment, and increase the overall stability of their lives. **(West Sound Youth for Christ)**
- A new rescue vehicle has been instrumental in improving the survival rate of the 40 injured wild animals it has transported to the hospital, and has also been used to bring education animals to over 4,000 youth in 28 education programs. **(West Sound Wildlife Shelter)**

## 2013 Community Grants Cycle Funding Partners

Bainbridge Community Foundation would like to thank our participating Donor Advised Fund and Private Foundation partners, without whom this would not have been possible.

### Donor Advised Funds:

- Alder Fund
- Averill Park
- Croker Family Fund
- Karr Family Fund
- Peters Fund for a Sustainable Community
- Plan B Fund
- Maggi Rogers Fund
- Sada Ross Fund
- Saber Fund
- Sophia Fund

### Private Foundations:

- Quail Roost Foundation

## 2013 Grant Recipients (All Programs)

Alzheimer's Association	DigiPen Institute of Technology	Operation Nightwatch
Bainbridge Chorale	Doctors without Borders	Oxfam-America
Bainbridge Community Foundation	Eastern Washington University	Pacific Lutheran University
Bainbridge Graduate Institute	Emory University	PAWS
Bainbridge Historical Society	Friends of BI High School Sailing	Peacock Family Center
Bainbridge Island Arts & Humanities	Helpline House	People for Puget Sound
Bainbridge Island Community	Hope by Twelve	Planned Parenthood
Woodshop	Coffee Oasis	Salish Sea Expeditions
Bainbridge Island Land Trust	Hospice of Kitsap County	Seattle Aquarium Society
Bainbridge Island Museum of Art	Housing Resource Board	Seattle Art Museum
Bainbridge Island Parks Foundation	Island Theater	Seattle Symphony Orchestra
Bainbridge Island Rowing	Island Time Activities	Sound Works Job Center
Bainbridge Island Youth Orchestra	Island Volunteer Caregivers	Southern Poverty Law
Bainbridge Performing Arts	IslandWood	Sustainable Bainbridge
Bainbridge Public Library	KCTS 9	Temple University
Bainbridge Schools Foundation	Kid's Discovery Museum	The Carter Center
Bainbridge Youth Services	Kitsap Adult Center for Education	The Center for the Art of Translation
Bates Technical College Foundation	Kitsap Children's Musical Theater	The Island School
Battle Point Astronomical Association	Kitsap Dispute Resolution	The Little School
Beechwood School- California Family Foundation	Kitsap Humane Society	The Mobility Impaired Golf Association
Ben Towne Pediatric Cancer Research	Kitsap Legal Services	The Stanford Fund
BI Childcare Centers	Kitsap Sexual Assault Center	Trust for Working Landscapes
BI Special Needs Foundation	KUOW	United Way of Kitsap County
Bloedel Reserve	Martha & Mary	University of Washington
Boys & Girls Club	Montessori Country School	Washington State Smile Partners
C.A.S.T. for Kids Foundation	Multiple Sclerosis Washington	West Sound Wildlife Shelter
Center for Wooden Boats	North Kitsap Fishline	West Sound Youth For Christ
Childhaven	NOW	YWCA of Kitsap County
Classical King FM 98.1	Ocean Foundation	
Conservation NW	Olympic Music Festival	
	One Call for All	



## Review of 2013 Capacity Building Grants

### General Information

- Total amount granted in 2013 through the Capacity Building Grants program: \$5,000
- Grant range: \$1,000 - \$1,500
- Total number of grants awarded in the 2013 Capacity Grant Program: 4
- 100% of organizations met the short-term expectations outlined in their proposals

### Impact of Funding

BCF's new capacity building grant program is designed to explore whether focused grantmaking can help nonprofit organizations accomplish changes that will increase their ability to operate efficiently and effectively. Eligible applicants demonstrated deep commitment through high levels of board involvement and participation and a willingness to provide partial funding for their capacity-building work from their own financial resources, and a spirit of collaboration in their willingness to share outcomes with other organizations in the community.

In its pilot year, BCF made capacity-building grants to four organizations: the Bloedel Reserve, the Bainbridge Island Museum of Art, the Kid's Discovery Museum, and Bainbridge Performing Arts, and helped them to accomplish the following:

- 18 staff received project management training, a foundational step in the transformation of the organization into a more professionally and deliberately managed institution. **(Bloedel Reserve)**
- A cloud-based database service was contracted for tracking collections, portable metal racks were assembled for storage of smaller items in the holdings, and executive staff was sent to a national conference to survey current best practices – all steps toward realizing the national standards for operations and improving capacity for digital and physical holdings. **(Bainbridge Island Museum of Art)**
- 2 staff received training in QuickBooks Online, establishing institutional knowledge and practice that will be strengthened as these staff train others. Additionally, a collaborative venture, the QuickBook Users' Group, was established for peer learning and support. At this group, representatives from nine nonprofit organizations were joined by two independent bookkeepers to discuss topics ranging from QuickBooks to financial management and reporting. **(Kid's Discovery Museum)**
- An all-day training workshop conducted by a Seattle-based nonprofit consultancy firm provided board and advisory council with the tools to prepare for planning and implementing a successful capital campaign. **(Bainbridge Performing Arts)**

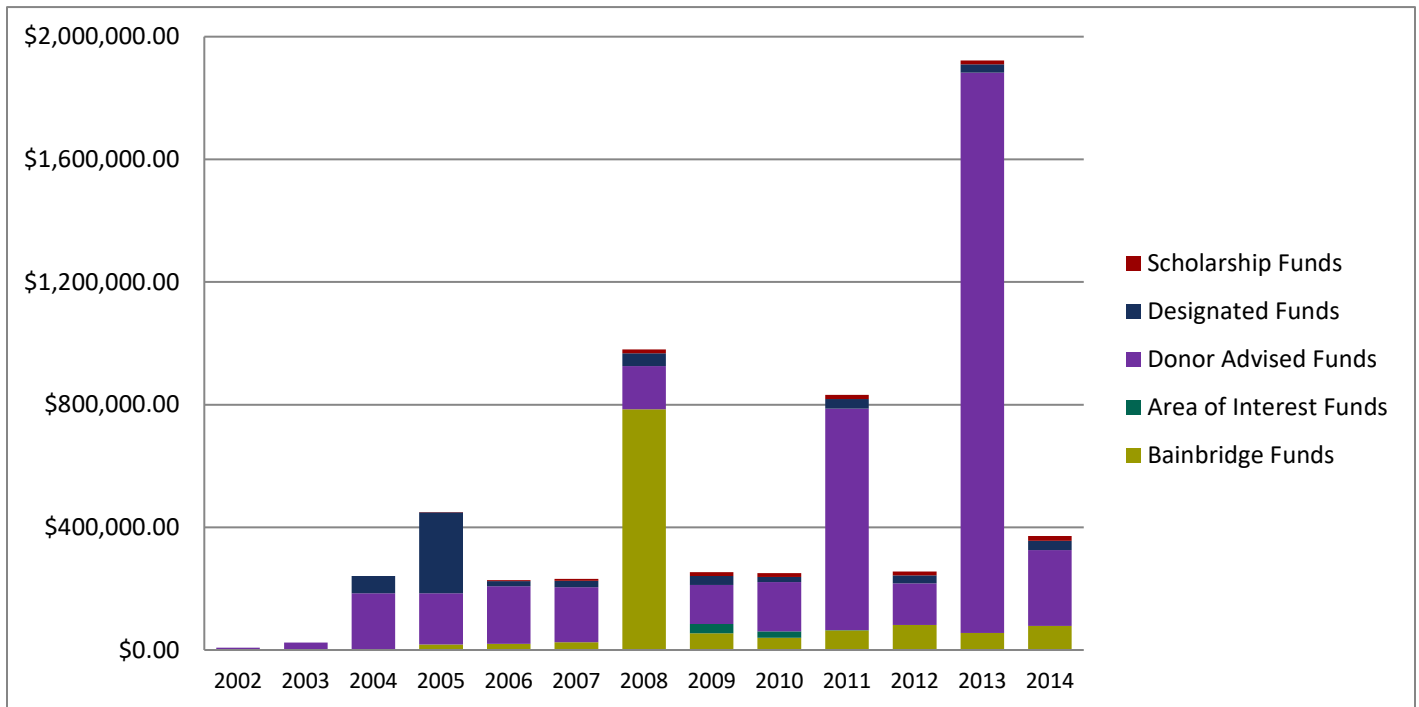
*"The first question from the User's Group was most informative. When KiDiMu staff explained how this came about, one colleague asked, 'Are you doing this just to fulfill the grant, or do you really care about us?' It was a tremendous starting point for a discussion about collaboration and partnership. The comment from the same person at the end of the meeting was, 'This was really worth my time. Thank you!' ... The work the Foundation is doing on building trust and relationships between nonprofits is essential. It is a strategic approach that will greatly benefit the nonprofits and the community as a whole."*





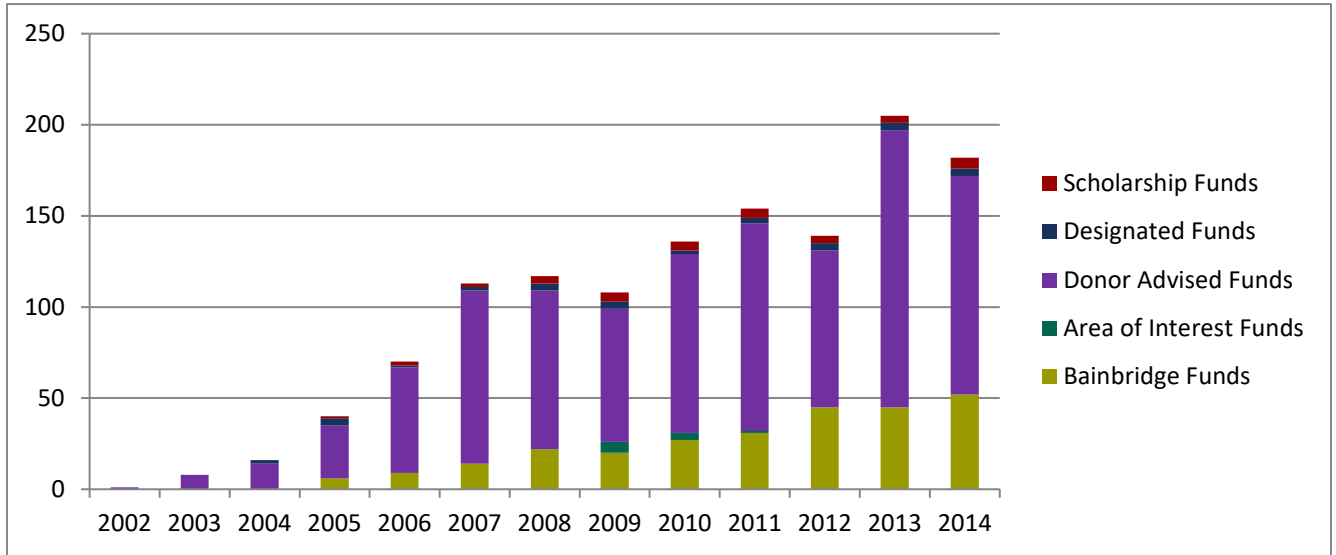
## Grantmaking: 2002-2014

### Total Dollars Granted by Year and Fund Type 2002-2014



In 2014, **182 grants of all types were made, totaling \$371,320**. This year, we had three Agency Fund grants, totaling \$16,462, and one Designated Fund grant of \$13,767. In keeping with past practice, Designated & Agency Funds are lumped together for reporting. Note that we did not have the Birkenfeld Award this year to include in our Bainbridge Funds amount. Included in the DAF line item are three pass through grants, totaling \$945.35.

## Total Number of Grants by Year and Fund Type 2002-2014



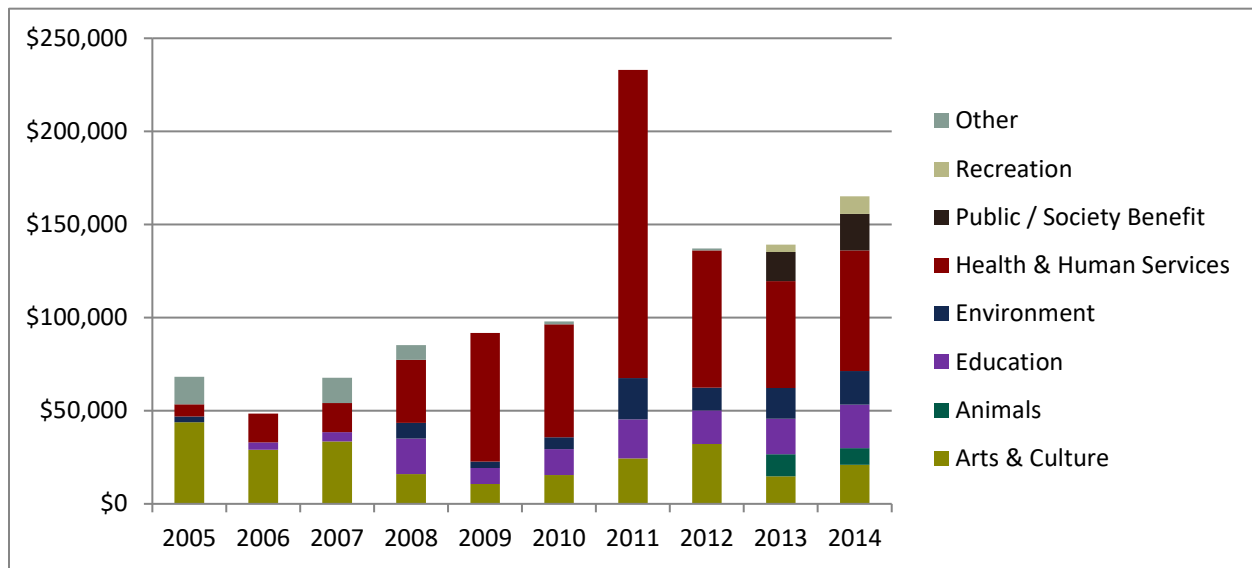
Cumulatively, BCF has made 1,290 grants that total \$6,048,434 since 2002. Donor Advised Fund grants have continued to provide the majority of BCF's grantmaking.



Bainbridge Community Broadcasting



## Community Grants Cycle Awards by Sector 2005-2014



During the 2014 Community Grants Cycle, BCF granted a total of \$165,109. This includes \$59,869 in discretionary grantmaking from BCF, \$3,100 from the Trustee Award, and \$102,140 Partner Funding. **Since the inception of the CGC in 2005, 383 grants totaling \$1,133,453 have been awarded.**

### Organizations that were funded for the first time through the CGC in 2014 were:

- Bainbridge Artisan Resource Network
- Lynwood Community Market

BCF intentionally makes grants to all sectors of the community, recognizing the importance of balancing the needs of various constituencies.

### In 2014, CGC grants were awarded as follows:

- Animals: \$9,000
- Arts, Culture & Humanities: \$20,946
- Education: \$23,363
- Environment: \$18,000
- Health, Housing & Human Services: \$64,800
- Public / Society Benefit: \$19,500
- Recreation: \$9,500

In 2014, BCF's CGC set a new record for its number of donor-partners. The following 13 DAFs and 3 private foundations provided contributions ranging from \$1,000 to \$22,000 in support of Bainbridge Island nonprofits:

#### Donor Advised Funds

- Alder Fund
- Averill Park Fund
- Croker Family Fund
- Cunningham Family Fund
- Stephen & Harriet Davis Fund
- Robert & Judy Karr Fund
- Laugh, Cry, Read Dream Fund
- Michael & Leslie Lebeau Philanthropic Fund
- Peters Fund for a Sustainable Community
- Plan B Fund
- Maggi Rogers Fund
- Saber Fund
- Sophia Fund

#### Private Foundations

- Quail Roost Foundation
- Fletcher Bay Foundation
- Henry & Nancy Ketcham Foundation

#### Other Partners

- Boomerang Giving
- Private Donations
- Board and Staff Donations

In 2014, \$6,395.31 was donated for use in the 2015 Community Grants Cycle. This will be combined with returned grant dollars of \$5,023.62 for a total of \$11,418.93 to be added to the amount BCF budgets for the CGC. In addition, \$5,345.30 was donated towards capacity program work for 2015.

## 2014 Scholarships

In 2014, BCF granted scholarships, totaling \$15,000. The following scholarships were awarded to Bainbridge High School students:

- **George and Betty Munro Scholarship** – Madeline Ketcheside
- **Bainbridge High School Class of 1961 Scholarship** – Makayla Christean and Jack Kaltreider
- **Bainbridge High School Class of 1962 Scholarship** – Nolan Stockman and Ariel Gazarian
- **Bainbridge Music and Arts Legacy Scholarship** – Sophia Stoyanovich

In addition, two **Wendy Jackson Hall Scholarships** were awarded; these scholarships are renewable and recipients are eligible to apply for a second year of funding. In 2014, the Wendy Jackson Hall Scholarships were awarded to the following students:

- Evan Pitkin, who is receiving this award for a second year
- Alaina Scheffer, who is receiving this award for the first time.

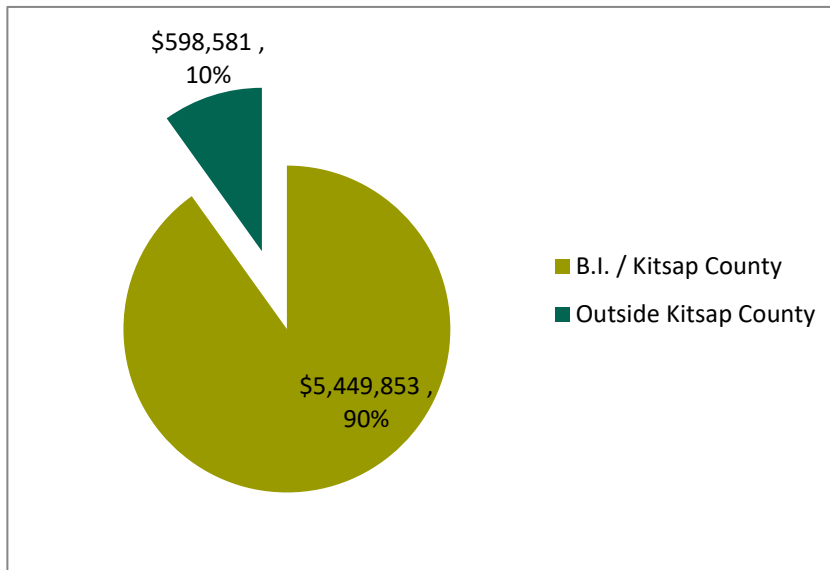


**Jody Prongay (Bainbridge Music and Arts Legacy Scholarship) hugging recipient Sophia Stoyanovich at the Bainbridge High School Awards Ceremony, June 2014**

## Area of Interest Grants by Fund and Year Type 2009-2014

No grants were requested or granted from our two Area of Interest Funds in 2014. There is currently \$119,296.90 in the **Housing Action Fund**, and \$69,640.59 in the **Community Response Fund**.

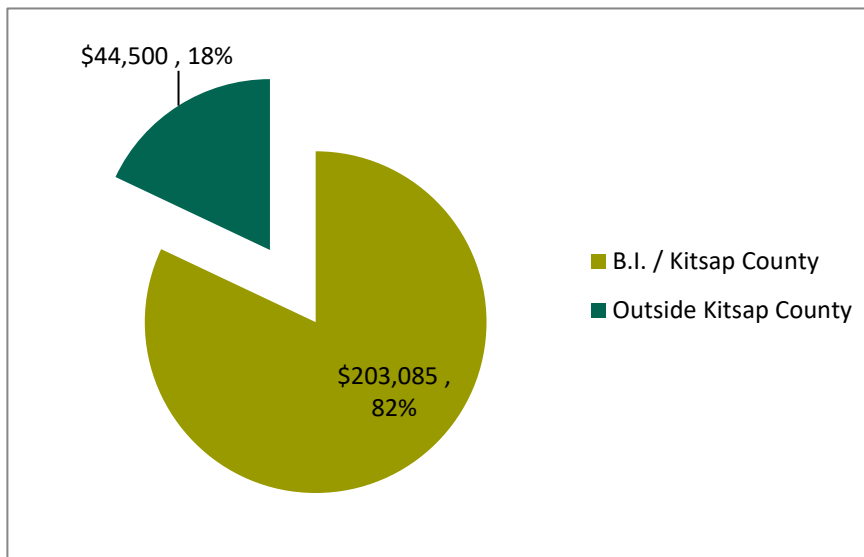
### BCF Total Grantmaking



During the past 10 years, 90% (\$5.44 million) of the total grantmaking dollars has gone to local nonprofits. All grants made from BCF discretionary funds go to organizations that serve Bainbridge Island residents.

In 2014, 84% of dollars (\$311,820) granted from all our fund types benefitted Bainbridge Island or Kitsap County nonprofits.

### Donor Advised Fund Grants 2014



Of the 120 Donor Advised Fund grants made in 2014, 91 grants went to Bainbridge Island or Kitsap County nonprofits, this represents 82% of the dollars granted. 29 grants (approximately 18% of total dollars granted) were granted to nonprofit organizations located outside Kitsap County.



"Over the years, I've participated in many discussions about adolescents. Without a doubt, [the Healthy Youth Initiative included] the most constructive and substantive sessions I've experienced. Each segment was unique in its format and content, and the speakers and facilitators were very effective."

- Faith Chapel, BISD Superintendent,



To learn more about BCF grantmaking, please visit our website at [www.bainbridgecommunityfoundation.org](http://www.bainbridgecommunityfoundation.org) or call us at 206.842.0433.

**Follow us on Facebook and Twitter**



---

Physical Address: 149 Finch Place SW Suite 4  
Mailing Address: 221 Winslow Way West #305  
Bainbridge Island, WA 98110  
206.842.0433  
[www.bainbridgecommunityfoundation.org](http://www.bainbridgecommunityfoundation.org)

January 20, 2014  
Page 16